

Berrien County Trial Court - Family Division

Hon. Mabel J. Mayfield, Chief Judge

Hon. Brian S. Berger, Presiding Judge

Hon. Jennifer L. Smith



Juvenile Court Services

2020

Report Card Summary

Community Protection

The citizens of Berrien County have a right to safe and secure communities

Accountability

Juveniles who commit a crime incur an obligation to restore justice to the victim and community.

Competency Development

Youth who are under the jurisdiction of the Juvenile Justice System should acquire knowledge and skills to become productive members of society.



2020 Informal Cases/Diversion Program

Post Informal Recidivism Data

The chart below show the recidivism rates for youth that were on informal probation. The figures listed reflect the percent of youth who did not re-offend 12 months after case closure.

2020 Informal Cases/ Diversion Program Data

■ Diversion Cases Closed = 107

- ◇ Consent = 62
- ◇ CRB = 32
- ◇ Truancy Cases = 13

■ Re-offending data

(while under supervision)

No new offenses = 104 out of 107 or 97%

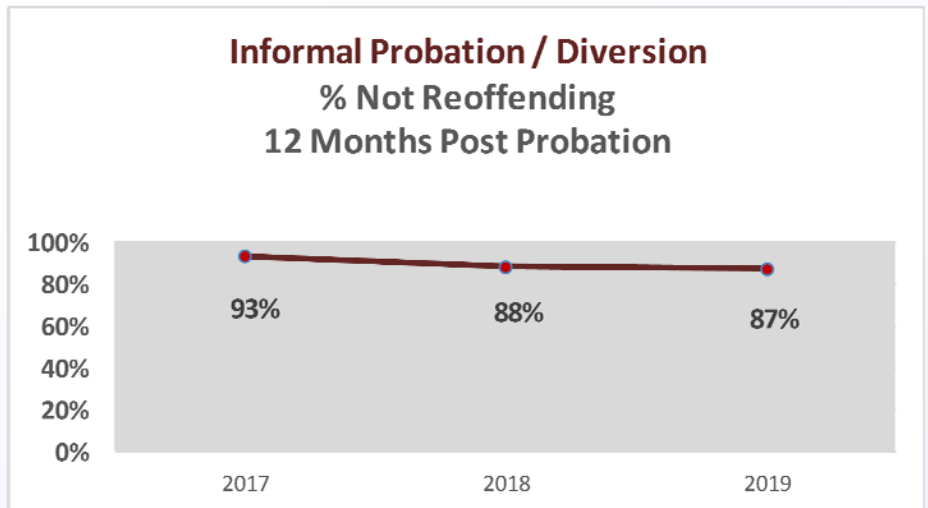
■ Community Service

Hours ordered = 119

Hours completed = 119 or 100%

Minimum Wage Equivalent = \$862.75

In 2019, we added CRB cases to our caseload numbers.



Cases Closed: 2017 = 58

2018 = 74

2019 = 173



2020 Formal Cases Data

■ Formal Cases Closed = 127

- ◇ Plea Under Advisement = 0
- ◇ Warn & Dismissed = 14
- ◇ Minimum Risk = 18
- ◇ Standard Probation = 55
- ◇ School-Based = 22
- ◇ Foster Care = 0
- ◇ IPS/High Risk Standard = 9
- ◇ RTFSP = 9

● Re-offending data

(while under supervision)

No new offenses = 100 out of 127

or 79%

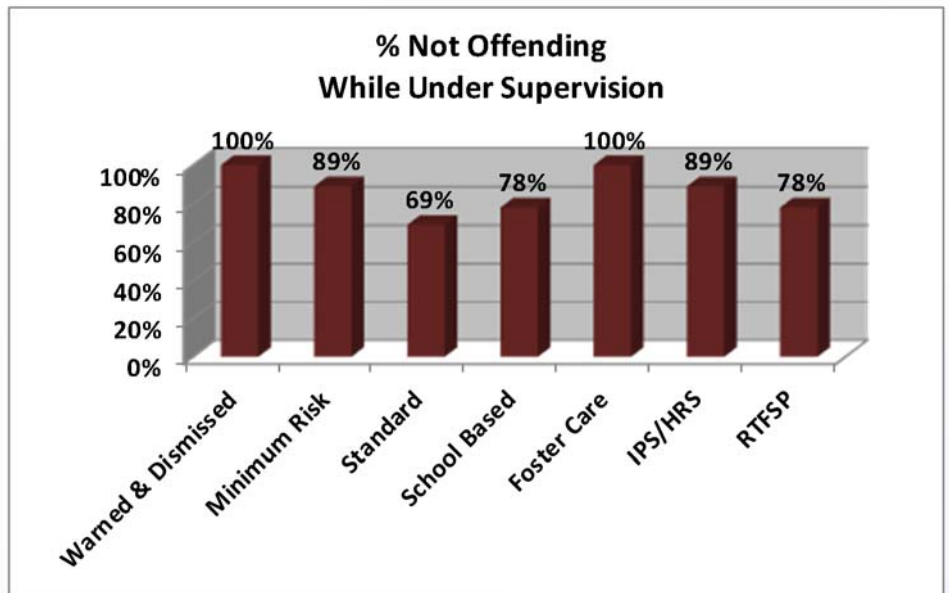
■ Community Service

Hours ordered = 1759

Hours completed = 1698 or 97%

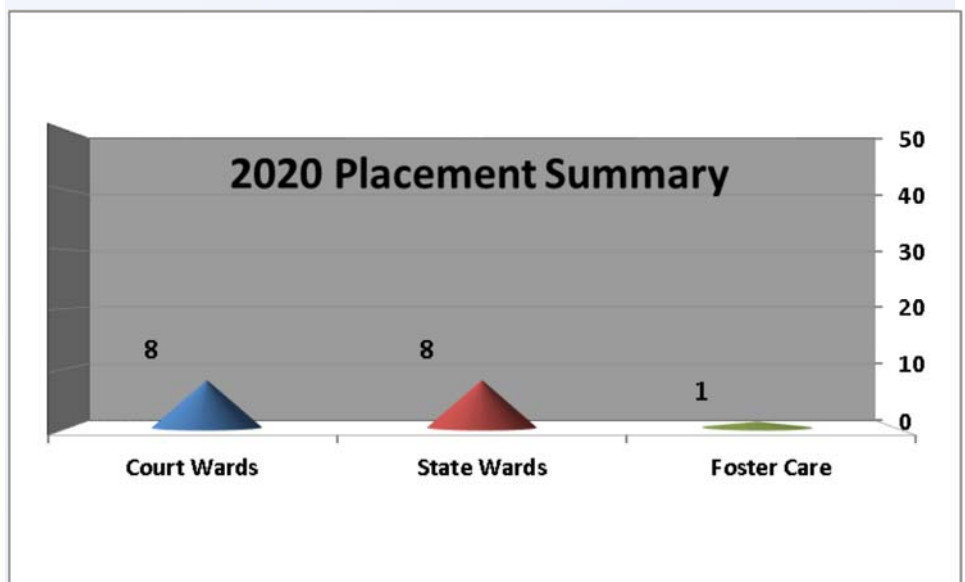
Minimum Wage Equivalent = \$12,310

2020 Formal Cases



2020 Placement Summary

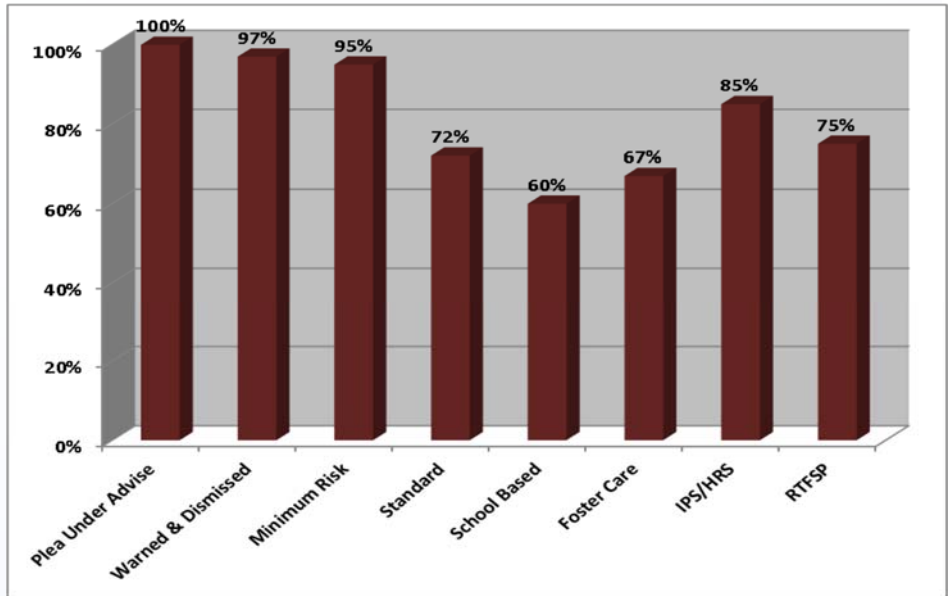
The following graph shows the number of youth involved with the juvenile justice system that were placed in Foster Care or committed to out-of-home placement as a Court ward or a State ward per Public Act 150.





Post Probation Recidivism 2019

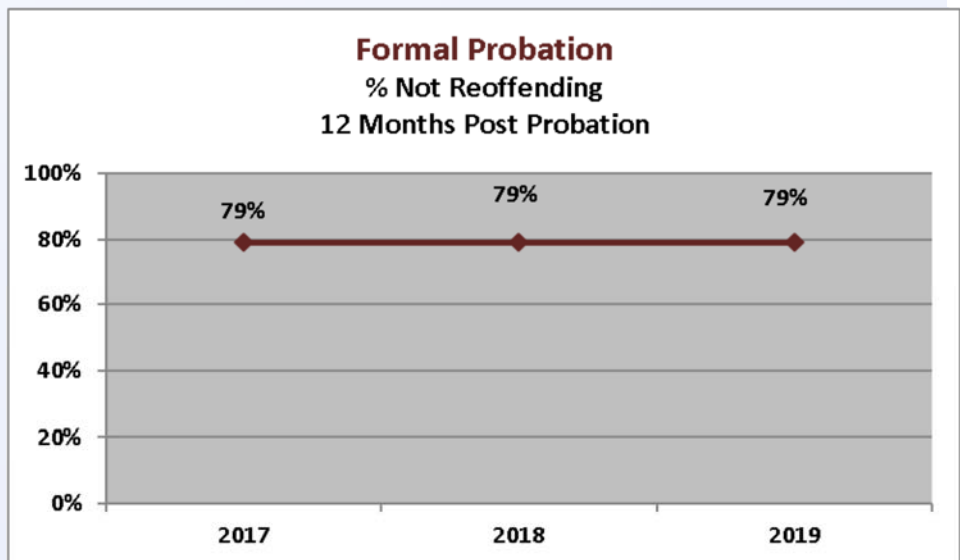
The chart below show the recidivism rates for youth that were on formal probation in 2018. The figures listed reflect the percent of youth who did not re-offend 12 months after case closures by supervision type.



Formal Cases
Continue..

Post Probation Recidivism (3 Year Trend)

The chart below show the recidivism rates for youth that were on formal probation. The figures listed reflect the percent of youth who did not re-offend 12 months after case closure.



Cases Closed: 2017 = 197

2018 = 138

2019 = 127

Both Informal/Diversion and Formal Cases

Successful Completion of Probation

Successful = 162 out of 172 or 94%

Unsuccessful = 10 out of 172 or 6%

School Status at Case Closure

Youth Enrolled = 164 out of 172 or 95%

HS Diploma = 2 received

GED = 0 received

Restitution

Amount ordered = \$37,276.43

Amount collected = \$8,783.60

Collection rate = 24%

Drug Tests

Tests administered = 138

No detection of drugs = 112 or 82%



Berrien County Trial Court - Family Division

Court Services

811 Port Street
St. Joseph, MI 49085

269.982.8615
269-982-8697 fax

www.berriencounty.org